

Aerosols; Atmospheric aerosols; aerosols loading T.65852ⁱ

2014 to 2017



no subject area filter selected



ASJC

Summary

Institutions

Countries

Authors


Scopus Sources

Keyphrases

Overall research performance

Scholarly Output

67



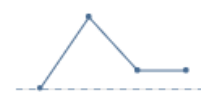
Field-Weighted Citation Impact

0.73



International Collaboration

6



[View list of publications](#)

Views Count


477

Citation Count

118

Topic Prominence percentile ⁱ

57.075

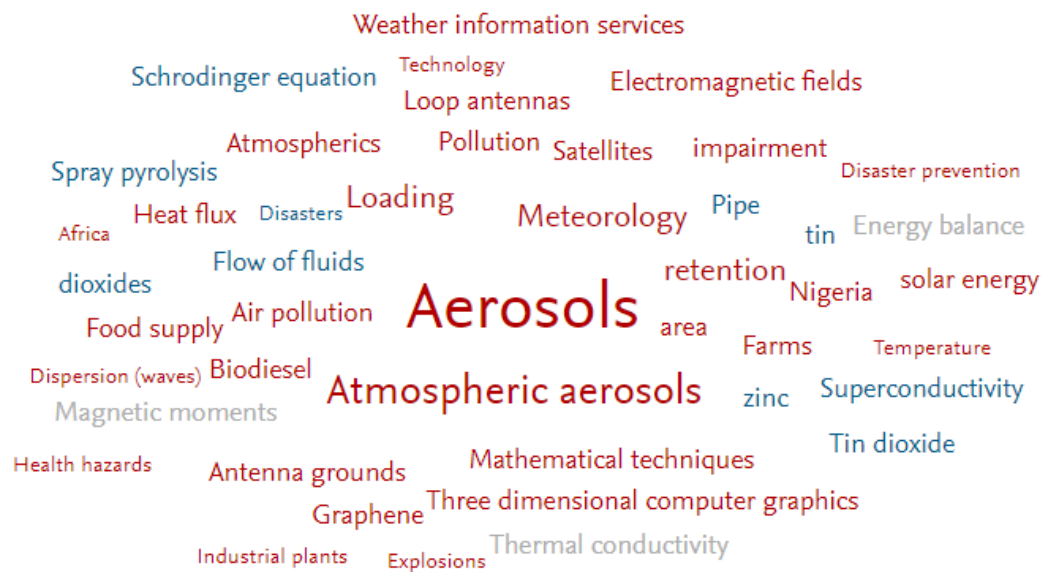


Source: Scopus | [Change](#)

2014 to 2017



no subject area filter selected



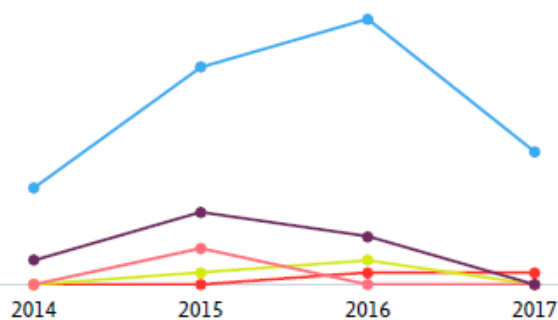
AA A relevance of keyphrase | declining growing (2014-2016)

[> Analyze in more detail](#)

Institutions

Top 5 by Scholarly Output

● Covenant University	59
● Federal University of Technology, Minna	12
● Universiti Kebangsaan Malaysia	3
● University of Ibadan	3
● National Chung Hsing University	2

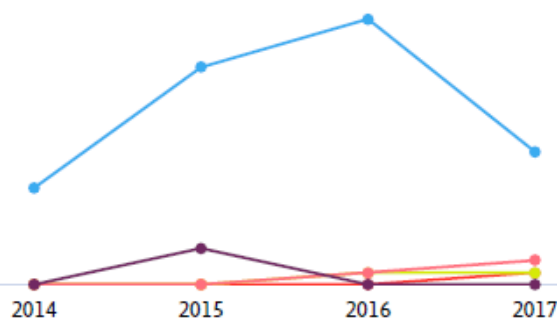


> Analyze in more detail

Countries & regions

Top 5 by Scholarly Output

● Nigeria	59
● Malaysia	3
● Taiwan	3
● United States	2
● Germany	1

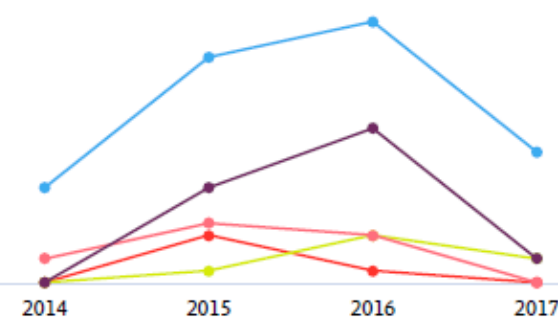


> Analyze in more detail

Authors

Top 5 by Scholarly Output

● Emeter, Moses E.	60
● Akinyemi, Marvel Lola	23
● Uno, Essanguno	11
● Sanni, Samuel Eshorame	7
● Omotosho, Temidayo Victor	5

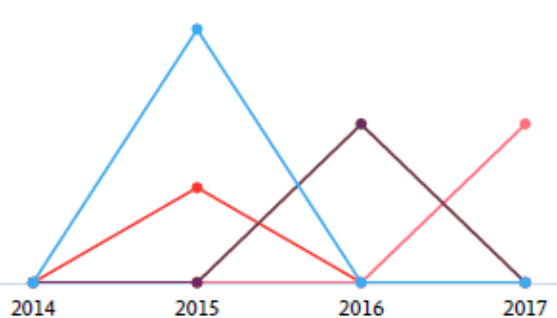


> Analyze in more detail

Scopus Sources

Top 5 by Scholarly Output

● International Conference on Space Science and Communication, IconSpace	8
● AIP Conference Proceedings	5
● Journal of Physics: Conference Series	5
● Lecture Notes in Engineering and Computer Science	5
● International Journal of Applied Engineering Research	3



> Analyze in more detail

Aerosols; Atmospheric aerosols; aerosols loading

T.65852

2014 to 2017



no subject area filter selected



ASJC

[Data sources](#)

Summary

Institutions

Countries

Authors

Scopus Sources

Keyphrases

Top Institutions

Worldwide



All sectors



Map



Table



Chart

Top 100 Institutions in this Topic, by Scholarly Output

<input type="checkbox"/>	Institution	Scholarly Output ↓	Views Count	Field-Weighted Citation Impact ⚙️
1.	Covenant University	59	332	0.42
2.	Federal University of Technology, Minna	12	59	0.52
3.	Universiti Kebangsaan Malaysia	3	37	0.00
4.	University of Ibadan	3	16	1.37
5.	National Applied Research Laboratories Taiwan	2	27	7.02
6.	National Chung Hsing University	2	44	7.13
7.	African University of Science and Technology	1	7	1.29
8.	Islamic Azad University	1	2	0.00
9.	Korea Basic Science Institute	1	64	1.14
10.	Korea Institute of Geoscience and Mineral Resources	1	64	1.14
11.	Military University of Technology Warsaw	1	24	0.00
12.	University of Memphis	1	64	1.14
13.	University of South Florida	1	0	9.07
14.	University of Wisconsin-Milwaukee	1	64	1.14
15.	Warsaw University of Technology	1	24	0.00
16.	Yonsei University	1	64	1.14

∨ Metric details

Metric 1: **Scholarly Output** ⚙️

Types of publications included: all.

Metric 2: **Views Count**

Source: Scopus data up to 31 Mar 2018

Metric 3: **Field-Weighted Citation Impact** ⚙️

Types of publications included: all.



Aerosols; Atmospheric aerosols: aerosols loading

T.65852

2014 to 2017



no subject area filter selected

Summary Institutions Countries Authors Scopus Sources Keyphrases

Top authors

Worldwide



Chart

Table

Top 500 authors in this Topic, by Scholarly Output

<input type="checkbox"/>	Author	Affiliation	Scholarly Output ↓	Views Count	Field-Weighted Citation Impact
1.	Emetere, Moses E.	University of Johannesburg	60	336	0.41
2.	Akinyemi, Marvel Lola	Covenant University	23	138	0.50
3.	<input type="checkbox"/> Uno, Essanguno	Federal University of Technology, Minna	11	53	0.48
4.	Sanni, Samuel Eshorame	Covenant University	7	31	0.00
5.	Omotosho, Temidayo Victor	Covenant University	5	46	0.00
6.	<input type="checkbox"/> Akin-Ojo, Omololu	University of Ibadan	3	21	1.20
7.	<input type="checkbox"/> Jit Singh, Mandeep Singh	Universiti Kebangsaan Malaysia	3	37	0.00
8.	<input type="checkbox"/> Abdullah, Mardina	Universiti Kebangsaan Malaysia	2	31	0.00
9.	Agarana, M. C.	Covenant University	2	10	0.00
10.	Akinlusi, T.	Covenant University	2	6	0.00
11.	<input type="checkbox"/> Akinajo, Omololu	University of Ibadan	2	10	0.90
12.	Akinwumi, Sayo Akinloye	Covenant University	2	19	0.34
13.	Allen, M. C.	Covenant University	2	6	0.00
14.	<input type="checkbox"/> Awojoyogbe, O. Bamidele	Federal University of Technology, Minna	2	10	0.00
15.	Bakeko, M.	Covenant University	2	4	0.00
16.	<input type="checkbox"/> Fadipe, L. A.	Federal University of Technology, Minna	2	13	0.65
17.	<input type="checkbox"/> Isah, Kasim Uthman	Federal University of Technology, Minna	2	10	0.00

