

Reinforced concrete; Concretes; simulated concrete T.1205ⁱ

2014 to 2017



no subject area filter selected



ASJC

[Data sources](#)

Summary

Institutions

Countries

Authors

Scopus Sources

Keyphrases

Overall research performance

Export

Scholarly Output

760



Field-Weighted Citation Impact

0.80



International Collaboration

137



[View list of publications](#)

Views Count


9,954

Citation Count

1,913

Topic Prominence percentile ⁱ

96.050



Source: Scopus | [Change](#)

2014 to 2017

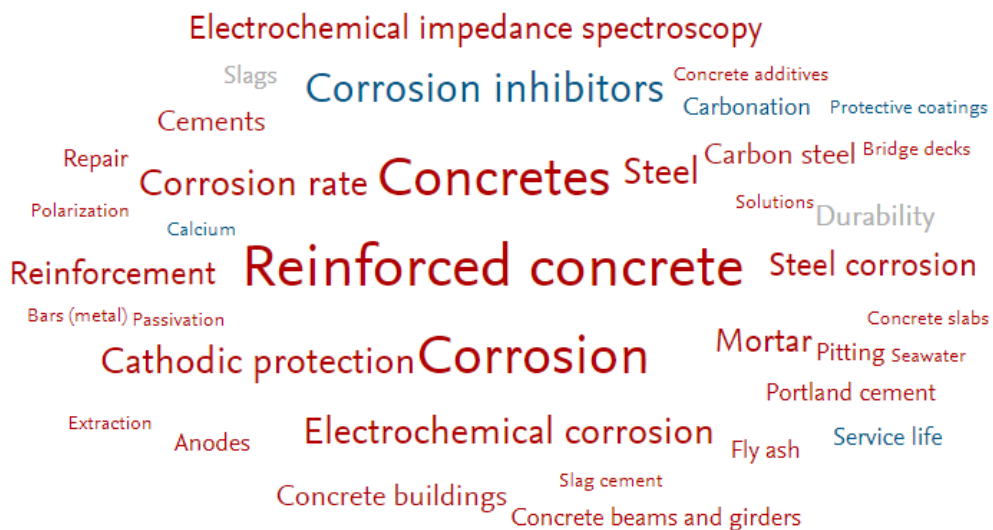


no subject area filter selected



Keyphrase analysis ⁱ

Top 50 keyphrases by relevance, based on 760 publications | [Learn about keyphrase calculations](#)



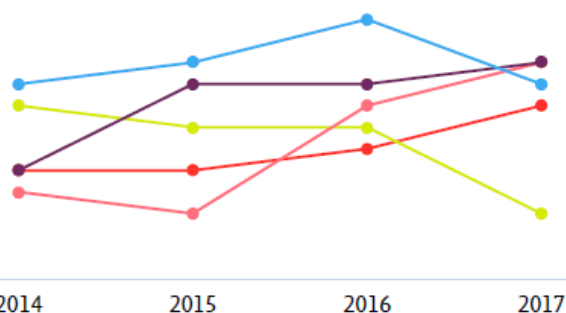
AAA relevance of keyphrase | declining growing [\(2014-2016\)](#)



Institutions

Top 5 by Scholarly Output

● Covenant University	40
● Hohai University	33
● Delft University of Technology	25
● Tshwane University of Technology	25
● Politecnico di Milano	24

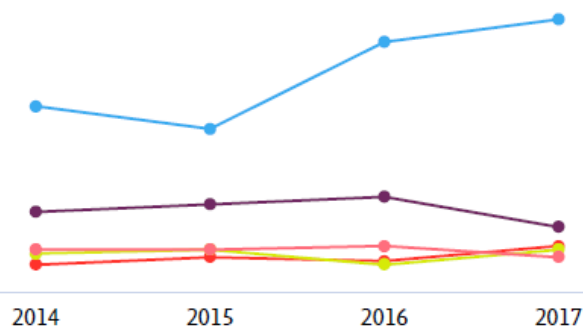


> Analyze in more detail

Countries & regions

Top 5 by Scholarly Output

● China	230
● United States	86
● Nigeria	43
● India	39
● Italy	36

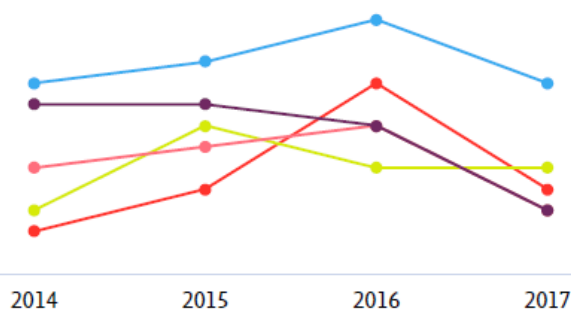


> Analyze in more detail

Authors

Top 5 by Scholarly Output

● Okeniyi, Joshua Olusegun	40
● Loto, Cleophas Akintoye	26
● Popoola, Abimbola Patricia Idowu	21
● Jiang, Linhua	20
● Angst, Ueli M.	19

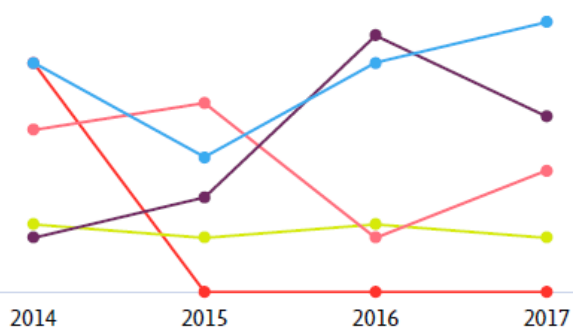


> Analyze in more detail

Scopus Sources

Top 5 by Scholarly Output

● Construction and Building Materials	64
● International Journal of Electrochemical Science	43
● NACE - International Corrosion Conference Series	39
● Jianzhu Cailiao Xuebao/Journal of Building Materials	18
● Applied Mechanics and Materials	17



> Analyze in more detail

Reinforced concrete; Concretes; simulated concrete

T.1205

2014 to 2017



no subject area filter selected



ASJC

[Data sources](#)

Summary

Institutions

Countries

Authors

Scopus Sources

Keyphrases

Top Institutions

Worldwide



All sectors



Top 100 Institutions in this Topic, by Scholarly Output

<input type="checkbox"/>	Institution	Scholarly Output ↓	Views Count	Field-Weighted Citation Impact ⚙️
<input checked="" type="checkbox"/>	 Covenant University	40	423	3.44
<input type="checkbox"/>	 Hohai University	33	218	0.57
<input type="checkbox"/>	 Delft University of Technology	25	480	0.69
<input type="checkbox"/>	 Tshwane University of Technology	25	286	3.67
<input type="checkbox"/>	 Politecnico di Milano	24	526	0.73
<input type="checkbox"/>	 Southeast University	22	301	1.37
<input type="checkbox"/>	 Netherlands Organisation for Applied Scientific Research - TNO	21	414	0.97
<input type="checkbox"/>	 Zhejiang University	19	259	0.47
<input type="checkbox"/>	 Harbin Institute of Technology	18	221	0.42
<input type="checkbox"/>	 University of South Florida	18	420	1.11
<input type="checkbox"/>	 ETH Zurich	16	243	1.94
<input type="checkbox"/>	 CSIC	15	483	1.00
<input type="checkbox"/>	 Chinese Academy of Sciences	14	164	0.79
<input type="checkbox"/>	 Hanyang University	14	238	1.25
<input type="checkbox"/>	 Ministry of Education China	14	175	0.43
<input type="checkbox"/>	 Shenzhen University	14	187	0.87
<input type="checkbox"/>	 University of Science and Technology Beijing	12	155	1.04
<input type="checkbox"/>	 Yantai University	12	78	0.30
<input type="checkbox"/>	 Norwegian University of Science and Technology	9	188	1.72
<input type="checkbox"/>	 Dalian University of Technology	8	82	0.26
<input type="checkbox"/>	 Technical University of Munich	8	141	1.54



Reinforced concrete; Concretes; simulated concrete

T.1205

2014 to 2017



no subject area filter selected



ASJC

[Data sources](#)

Summary

Institutions

Countries

Authors

Scopus Sources

Keyphrases

Top authors

Worldwide



Chart



Table

Top 500 authors in this Topic, by Scholarly Output

<input type="checkbox"/>	Author	Affiliation	Scholarly Output ↓	Views Count	Field-Weighted Citation Impact
<input checked="" type="checkbox"/>	1. Okeniyi, Joshua Olusegun	Tshwane University of Technology	40	423	3.44
<input checked="" type="checkbox"/>	2. Loto, Cleophas Akintoye	Covenant University	26	300	3.55
<input type="checkbox"/>	3. Popoola, Abimbola Patricia Idowu	Tshwane University of Technology	21	222	3.73
<input type="checkbox"/>	4. Jiang, Linhua	Unknown institution	20	154	0.72
<input type="checkbox"/>	5. Angst, Ueli M.	ETH Zurich	19	281	1.67
<input type="checkbox"/>	6. Sagüés, Alberto A.	University of South Florida	18	420	1.11
<input type="checkbox"/>	7. Jin, Weiliang	Zhejiang University	16	204	0.29
<input type="checkbox"/>	8. Bertolini, Luca	Politecnico di Milano	14	364	0.73
<input checked="" type="checkbox"/>	9. Omotosho, Olugbenga Adeshola	Covenant University	14	138	2.98
<input type="checkbox"/>	10. Polder, Rob B.	Delft University of Technology	14	368	1.19
<input type="checkbox"/>	11. Xu, Jinxia	Hohai University	14	121	0.72
<input type="checkbox"/>	12. Xu, Chen	Zhejiang University	13	195	0.35
<input type="checkbox"/>	13. Mao, Jianghong	Unknown institution	12	100	0.25
<input type="checkbox"/>	14. Qiao, Guofu	Harbin Institute of Technology	12	199	0.60
<input type="checkbox"/>	15. Cheng, Xuequn	University of Science and Technology Beijing	11	145	1.14
<input type="checkbox"/>	16. Li, Xiaogang	University of Science and Technology Beijing	11	145	1.14
<input type="checkbox"/>	17. Ou, Jinping	Dalian University of Technology	11	149	0.61

