

Industry; Applications; visually impaired T.77611

2014 to >2017



no subject area filter selected



ASJC

[Data sources](#)

[Summary](#)

[Institutions](#)

[Countries](#)

[Authors](#)

[Scopus Sources](#)

[Keyphrases](#)

Overall research performance

[Export](#) ^

Scholarly Output

37



[View list of publications](#)

Field-Weighted Citation Impact

0.58



International Collaboration

2



Views Count

590

Citation Count

35

Topic Prominence percentile

35.069



Source: Scopus | [Change](#)

Keyphrase analysis

Top 50 keyphrases by relevance, based on 37 publications | [Learn about keyphrase calculations](#) ↗



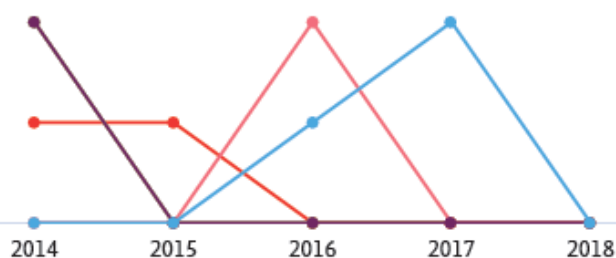
AAA relevance of keyphrase | declining growing (2014-2016)

[> Analyze in more detail](#)

Institutions

Top 5 by Scholarly Output

● Covenant University	3
● Higher School of Economics	2
● Jilin University	2
● Moscow State University	2
● Tokyo University of Technology	2

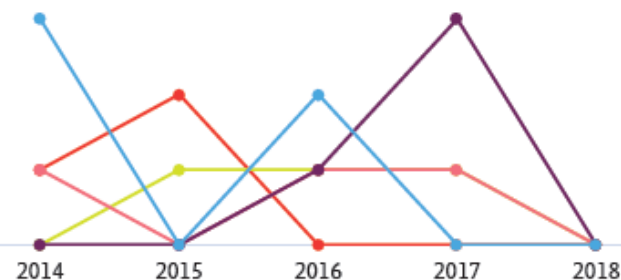


> Analyze in more detail

Countries & regions

Top 5 by Scholarly Output

● China	5
● Nigeria	4
● Colombia	3
● India	3
● Japan	3

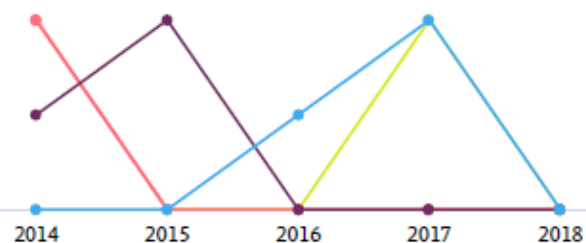


> Analyze in more detail

Authors

Top 5 by Scholarly Output

● Azeta, Ambrose Agbon	3
● Kadono, Yasuo	3
● Agievich, Vadim A.	2
● Daramola, Olawande J.	2
● Skripkin, Kirill	2

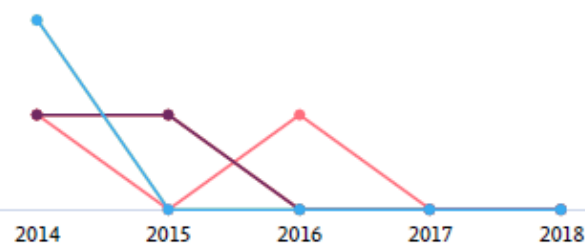


> Analyze in more detail

Scopus Sources

Top 5 by Scholarly Output

● Advanced Materials Research	2
● International Journal of Innovation and Learning	2
● Lecture Notes in Electrical Engineering	2
● Procedia Computer Science	2
● Service Industries Journal	2



> Analyze in more detail

Industry; Applications; visually impaired T.77611

2014 to >2017



no subject area filter selected



ASJC

[Data sources](#)

Summary

Institutions

Countries

Authors

Scopus Sources

Keyphrases

Top Institutions

Worldwide



All sectors



Top 100 Institutions in this Topic, by Scholarly Output

<input type="checkbox"/>	Institution	Scholarly Output ↓	Views Count	Field-Weighted Citation Impact
1.	Covenant University	3	36	1.77
2.	<input type="checkbox"/> Higher School of Economics	2	29	1.20
3.	<input type="checkbox"/> Jilin University	2	6	0.00
4.	<input type="checkbox"/> Moscow State University	2	29	1.20
5.	<input type="checkbox"/> Tokyo University of Technology	2	51	0.27
6.	<input type="checkbox"/> Aligarh Muslim University	1	16	0.00
7.	<input type="checkbox"/> AMITY UNIVERSITY	1	10	0.00
8.	<input type="checkbox"/> Brunel University	1	38	1.27
9.	<input type="checkbox"/> Chiang Mai University	1	39	0.42
10.	<input type="checkbox"/> Clemson University	1	16	0.16
11.	<input type="checkbox"/> Coventry University	1	38	1.27
12.	<input type="checkbox"/> Kasetsart University	1	43	0.00
13.	<input type="checkbox"/> Kunming University of Science and Technology	1	12	0.94
14.	<input type="checkbox"/> Maria Curie-Skłodowska University	1	43	0.00
15.	<input type="checkbox"/> National Taiwan University	1	29	4.15
16.	<input type="checkbox"/> North Carolina State University	1	1	0.00
17.	<input type="checkbox"/> Radboud University Nijmegen	1	30	1.05
18.	<input type="checkbox"/> Ritsumeikan University	1	13	0.00
19.	<input type="checkbox"/> Texas State University	1	16	0.16
20.	<input type="checkbox"/> Tokyo University of Foreign Studies	1	13	0.00
21.	<input type="checkbox"/> Universidad de Medellín	1	10	0.00
22.	<input type="checkbox"/> Universidad Distrital Francisco Jose de Caldas	1	24	0.00
23.	<input type="checkbox"/> University of Indonesia	1	43	0.00



Industry; Applications; visually impaired T.77611

2014 to >2017



no subject area filter selected



ASJC

[Data sources](#)

Summary

Institutions

Countries

Authors

Scopus Sources

Keyphrases

Top authors

Worldwide



Chart

Table

Top 500 authors in this Topic, by Scholarly Output

<input type="checkbox"/>	Author	Affiliation	Scholarly Output ↓	Views Count	Field-Weighted Citation Impact
1.	<input checked="" type="checkbox"/> Azeta, Ambrose Agbon	Covenant University	3	36	1.77
2.	<input type="checkbox"/> Kadono, Yasuo	Ritsumeikan University	3	64	0.18
3.	<input type="checkbox"/> Agievich, Vadim A.	Higher School of Economics	2	29	1.20
4.	<input type="checkbox"/> Daramola, Olawande J.	Unknown institution	2	18	2.66
5.	<input type="checkbox"/> Hu, Hua	Unknown institution	2	30	0.00
6.	<input checked="" type="checkbox"/> Inam, Itorobong A.	Covenant University	2	18	2.66
7.	<input type="checkbox"/> Skripkin, Kirill	Moscow State University	2	29	1.20
8.	<input type="checkbox"/> Abderrahman, Mhamedi	Unknown institution	1	18	0.43
9.	<input checked="" type="checkbox"/> Adewumi, Adewole	Covenant University	1	18	0.00
10.	<input type="checkbox"/> Agwuna, Kennedy Kenechukwu	University of Nigeria	1	8	1.96
11.	<input type="checkbox"/> Arias, Jaime Alberto Echeverri	Universidad de Medellin	1	10	0.00
12.	<input type="checkbox"/> Beh, Loo-See	University of Malaya	1	38	1.27
13.	<input type="checkbox"/> Bernardes, Rui	Unknown institution	1	11	0.61
14.	<input type="checkbox"/> Bloemer, José M.M.	Radboud University Nijmegen	1	30	1.05
15.	<input type="checkbox"/> Bridges, Eileen	Kent State University	1	3	0.00
16.	<input type="checkbox"/> Buelin, Jennifer K.	Unknown institution	1	1	0.00
17.	<input type="checkbox"/> Bueno, Andrés	Unknown institution	1	5	0.38
18.	<input type="checkbox"/> Carreño, Luz Torres	Universidad Industrial de Santander	1	5	0.38
19.	<input type="checkbox"/> Castillo, Ian	Unknown institution	1	10	0.00
20.	<input type="checkbox"/> Cesário, Francisco Santos	Unknown institution	1	39	1.69

