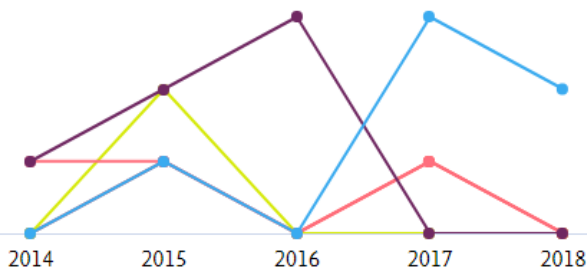




## Institutions

Top 5 by Scholarly Output

● Covenant University	6
● Universite Libre de Bruxelles	6
● Boise State University	3
● Tunis-El Manar University	2
● University of Lagos	2

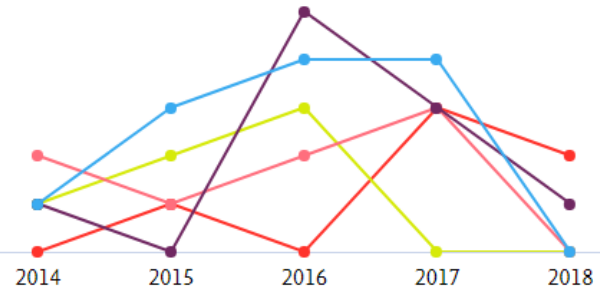


> Analyze in more detail

## Countries & regions

Top 5 by Scholarly Output

● United States	12
● Viet Nam	10
● Italy	8
● Belgium	6
● Nigeria	6



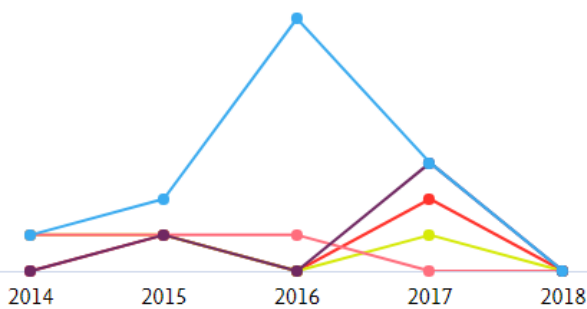
> Analyze in more detail



## Authors

Top 5 by Scholarly Output

● Vuong, Quan Hoang	13
● Okagbue, Hilary I.	4
● Angelino, Antonio	3
● Napier, Nancy Knox	3
● Opanuga, Abiodun A.	3

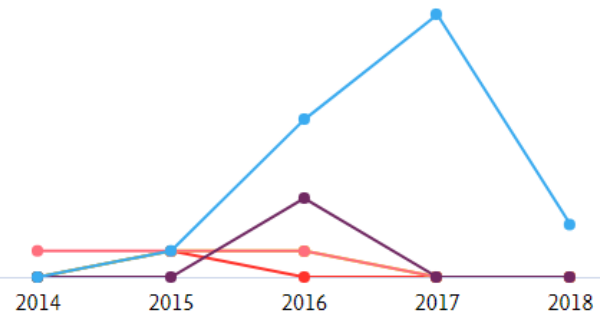


> Analyze in more detail

## Scopus Sources

Top 5 by Scholarly Output

● Data in Brief	19
● Indian Journal of Community Health	3
● Industria	3
● SpringerPlus	2
● International Journal of Intercultural Relations	1



> Analyze in more detail



# Vietnam; data; insurance coverage T.81507

2014 to >2017



no subject area filter selected



ASJC

[Data sources](#)

Summary

**Institutions**

Countries

Authors

Scopus Sources

Keyphrases

## Top Institutions

Worldwide



All sectors



Map

**Table**

Chart

Export

Top 100 Institutions in this Topic, by Scholarly Output

[View on Chart](#)

<input type="checkbox"/>	Institution	Scholarly Output	Views Count	Field-Weighte...
1.	Covenant University	6	138	2.67
2.	Universite Libre de Bruxelles	6	101	1.64
3.	Boise State University	3	21	2.13
4.	Abu Dhabi University	2	49	0.51
5.	Chinese University of Hong Kong	2	12	1.10
6.	South China University of Technology	2	12	1.10
7.	Tunis-El Manar University	2	65	1.12
8.	University of Alabama at Birmingham	2	43	1.46
9.	University of Dayton	2	37	1.43
10.	University of Lagos	2	49	0.73
11.	University of Sfax	2	65	1.12
12.	University of Sussex	2	16	5.37
13.	University of Tunis	2	65	1.12
14.	All India Institute of Medical Sciences	1	1	0.44

# Vietnam; data; insurance coverage T.81507

2014 to >2017



no subject area filter selected



ASJC

[Data sources](#)

Summary

Institutions

Countries

**Authors**

Scopus Sources

Keyphrases

## Top authors

Worldwide



Chart

**Table**

Export

Top 500 authors in this Topic, by Scholarly Output

View on Chart Add to panel

<input type="checkbox"/>	Author	Affiliation	Scholarly Output	Views Count	Field-Weighte...
1.	<input type="checkbox"/> Vuong, Quan Hoang	Unknown institution	13	121	2.04
2.	<input checked="" type="checkbox"/> Okagbue, Hilary I.	Covenant University	4	126	1.84
3.	<input type="checkbox"/> Angelino, Antonio	University of Ferrara	3	5	0.42
4.	<input type="checkbox"/> Napier, Nancy Knox	Boise State University	3	21	2.13
5.	<input checked="" type="checkbox"/> Opanuga, Abiodun A.	Covenant University	3	83	1.47
6.	<input type="checkbox"/> Adamu, Muminu O.	University of Lagos	2	49	0.73
7.	<input checked="" type="checkbox"/> Afolabi, Adedeji Olushola	Covenant University	2	12	4.33
8.	<input type="checkbox"/> Akinyemiju, Tomi F.	University of Alabama at Birmingham	2	43	1.46
9.	<input type="checkbox"/> Bauer, Nico	Potsdam Institut fur Klimafolgenforschung	2	37	1.43
10.	<input type="checkbox"/> Brecha, Robert J.	University of Dayton	2	37	1.43
11.	<input type="checkbox"/> Di Tommaso, Marco R.	University of Ferrara	2	5	0.25
12.	<input type="checkbox"/> Edmonds, James A.E.	Pacific Northwest National Laboratory	2	37	1.43
13.	<input type="checkbox"/> Handika, Rangga	University of Indonesia	2	49	0.51