

vegetables; proximate composition; crude protein T.35691 ⁱ

2014 to >2017



no subject area filter selected



ASJC

[Data sources](#)

[Summary](#)

[Institutions](#)

[Countries](#)

[Authors](#)

[Scopus Sources](#)

[Keyphrases](#)

Overall research performance

[Export](#)

Scholarly Output

80



Field-Weighted Citation Impact

0.34



International Collaboration

14



[View list of publications](#)

Views Count

908

Citation Count

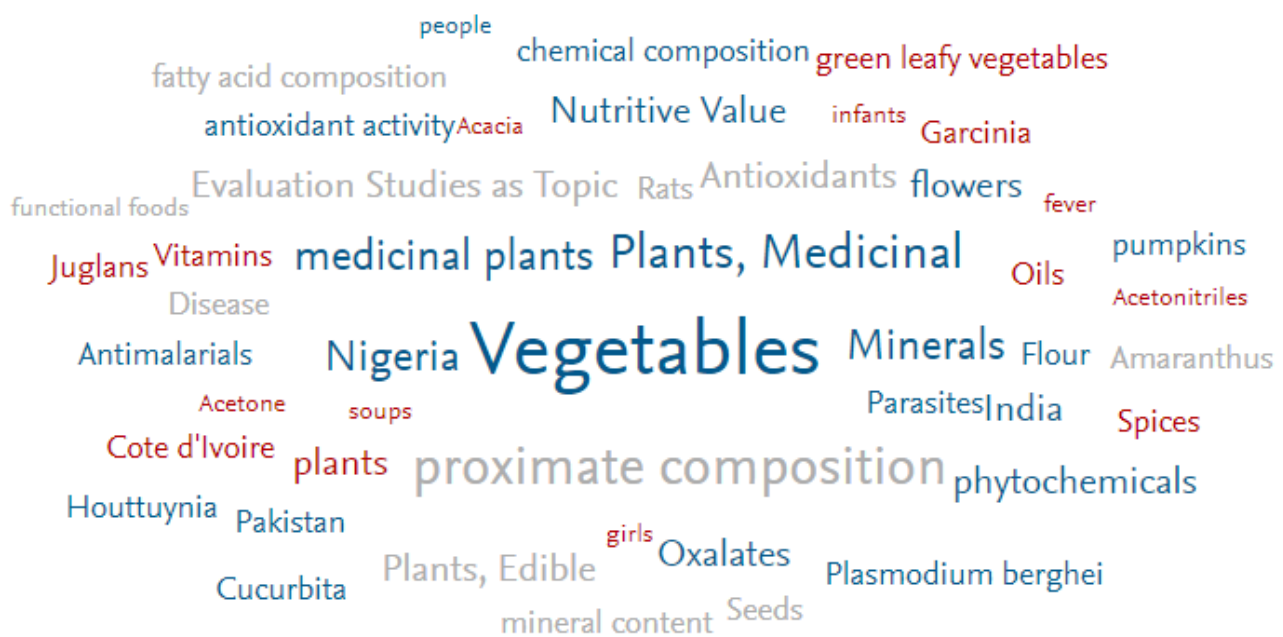
78

Topic Prominence percentile ⁱ

54.905



Source: Scopus | [Change](#)



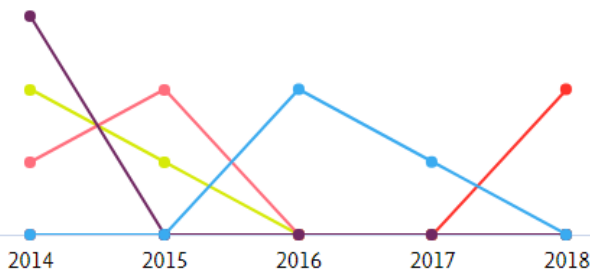
AAA relevance of keyphrase | declining growing [\(2014-2016\)](#)

[> Analyze in more detail](#)

Institutions

Top 5 by Scholarly Output

● Covenant University	3
● Ladoke Akintola University of Technology	3
● University of Cocody	3
● Usmanu Danfodiyo University	3
● University of Calabar	2

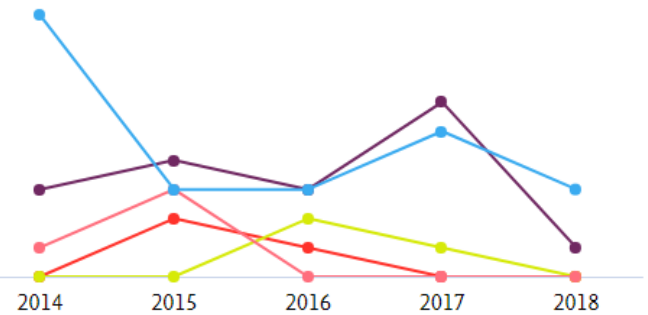


> Analyze in more detail

Countries & regions

Top 5 by Scholarly Output

● Nigeria	23
● India	17
● Côte d'Ivoire	4
● China	3
● Malaysia	3



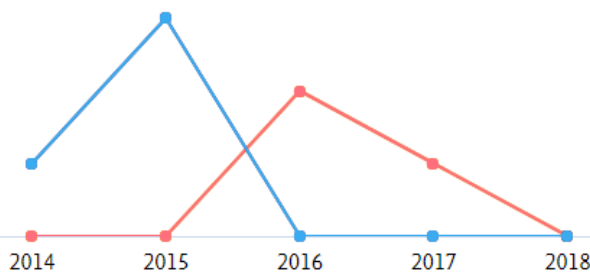
> Analyze in more detail



Authors

Top 5 by Scholarly Output

● Niamké, Sébastien Laminé	4
● Zoué, Lessoy T.	4
● Ajani, Olayinka Oyewale	3
● Akinlabu, Deborah Kehinde	3
● Owoeye, Taiwo Felicia	3

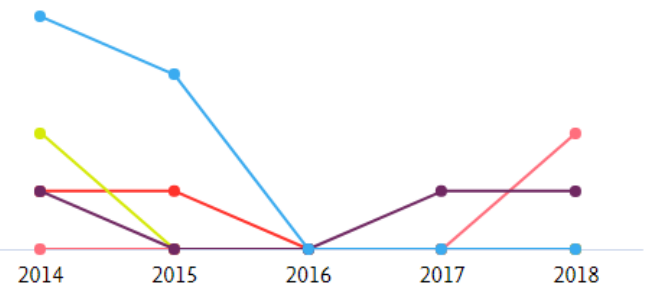


> Analyze in more detail

Scopus Sources

Top 5 by Scholarly Output

● Pakistan Journal of Nutrition	7
● Pakistan Journal of Botany	3
● Food Chemistry	2
● Journal of Food, Agriculture and Environment	2
● Nutrition and Food Science	2



> Analyze in more detail



vegetables; proximate composition; crude protein T.35691

2014 to >2017



no subject area filter selected



ASJC

[Data sources](#)

Summary

Institutions

Countries

Authors

Scopus Sources

Keyphrases

Top Institutions

Worldwide



All sectors



Map



Table



Chart

Export

Top 100 Institutions in this Topic, by Scholarly Output

View on Chart

<input type="checkbox"/>	Institution	Scholarly Output	Views Count	Field-Weighte...
1.	Covenant University	3	24	0.36
2.	<input type="checkbox"/> Ladoke Akintola University of Technology	3	53	0.09
3.	<input type="checkbox"/> University of Cocody	3	59	0.11
4.	<input type="checkbox"/> Usmanu Danfodiyo University	3	13	0.00
5.	<input type="checkbox"/> Gauhati University	2	4	0.14
6.	<input type="checkbox"/> Michael Okpara University of Agriculture	2	6	0.84
7.	<input type="checkbox"/> Nnamdi Azikiwe University, Awka	2	4	0.15
8.	<input type="checkbox"/> Universidade de Lisboa	2	48	0.81
9.	<input type="checkbox"/> University of Calabar	2	85	0.00
10.	<input type="checkbox"/> University of Calcutta	2	12	1.17
11.	<input type="checkbox"/> University of Uyo	2	19	0.07
12.	<input type="checkbox"/> Assam Agricultural University India	1	0	0.00
13.	<input type="checkbox"/> Beijing Forestry University	1	8	0.32
14.	<input type="checkbox"/> Cairo University	1	9	0.00
15.	<input type="checkbox"/> Cape Peninsula University of Technology	1	33	0.00

vegetables; proximate composition; crude protein T.35691

2014 to >2017



no subject area filter selected



ASJC

[Data sources](#)

Summary

Institutions

Countries

Authors

Scopus Sources

Keyphrases

Top authors

Worldwide



Chart

Table

Export

Top 500 authors in this Topic, by Scholarly Output

View on Chart

Add to panel

<input type="checkbox"/>	Author	Affiliation	Scholarly Output	Views Count	Field-Weighte...
1. <input type="checkbox"/>	Niamké, Sébastien Laminé	University of Cocody	4	62	0.18
2. <input type="checkbox"/>	Zoué, Lessoy T.	University of Cocody	4	62	0.18
3. <input checked="" type="checkbox"/>	Ajani, Olayinka Oyewale	Covenant University	3	24	0.36
4. <input checked="" type="checkbox"/>	Akinlabu, Deborah Kehinde	Covenant University	3	24	0.36
5. <input checked="" type="checkbox"/>	Owoeye, Taiwo Felicia	Covenant University	3	24	0.36
6. <input type="checkbox"/>	Achi, Ngozi Kalu	Michael Okpara University of Agriculture	2	6	0.84
7. <input type="checkbox"/>	Akachukwu, Ebele E.	Unknown institution	2	4	0.15
8. <input type="checkbox"/>	Audu, Oluwatosin Y.	University of Pretoria	2	17	0.53
9. <input type="checkbox"/>	Bello, Muibat Olabisi	Ladoke Akintola University of Technology	2	14	0.00