

Housing; satisfaction; residential satisfaction T.20949

2014 to >2017



no subject area filter selected



ASJC

[Data sources](#)

[Summary](#)

[Institutions](#)

[Countries](#)

[Authors](#)

[Scopus Sources](#)

[Keyphrases](#)

Overall research performance

[Export](#)

Scholarly Output

260



Field-Weighted Citation Impact

0.50



International Collaboration

47



[View list of publications](#)

Views Count


4,068

Citation Count

338

Topic Prominence percentile

82.203



Source: Scopus | [Change](#)



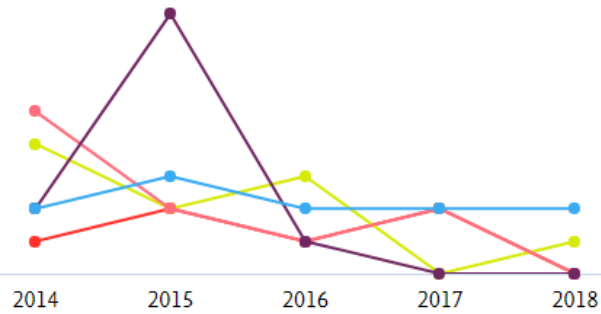
AAA relevance of keyphrase | declining growing [\(2014-2016\)](#)

[> Analyze in more detail](#)

Institutions

Top 5 by Scholarly Output

● Covenant University	11
● Universiti Teknologi Malaysia	11
● Obafemi Awolowo University	10
● University of Johannesburg	10
● International Islamic University Malaysia	6

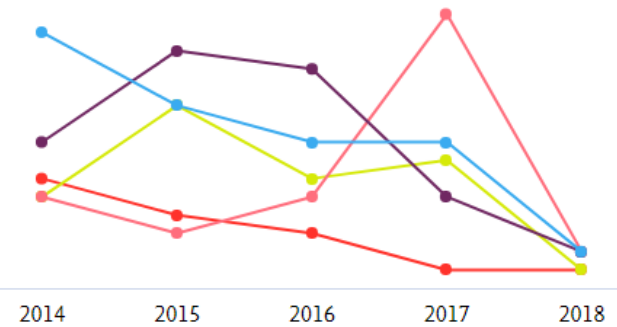


> Analyze in more detail

Countries & regions

Top 5 by Scholarly Output

● Nigeria	42
● Malaysia	40
● China	30
● United States	29
● South Africa	15

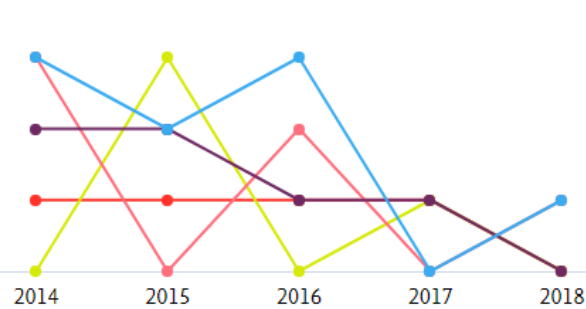


> Analyze in more detail

Authors

Top 5 by Scholarly Output

● Aigbavboa, Clinton	9
● Ibem, Eziyi Offia	6
● Thwala, Wellington Didibhuku	6
● Bonaiuto, Marino	4
● Mohit, Mohammad Abdul	4

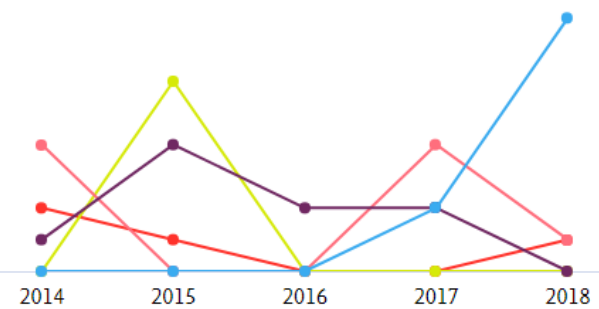


> Analyze in more detail

Scopus Sources

Top 5 by Scholarly Output

● IOP Conference Series: Earth and Environmental Science	10
● Habitat International	9
● Social Indicators Research	9
● Jurnal Teknologi (Sciences and Engineering)	6
● Journal of Environmental Psychology	4



> Analyze in more detail

Housing; satisfaction; residential satisfaction T.20949

2014 to >2017



no subject area filter selected



ASJC

[Data sources](#)

Summary

Institutions

Countries

Authors

Scopus Sources

Keyphrases

Top Institutions

Worldwide



All sectors



Map

Table

Chart

Export

Top 100 Institutions in this Topic, by Scholarly Output

View on Chart

<input type="checkbox"/>	Institution	Scholarly Output	Views Count	Field-Weighte...
1.	Covenant University	11	204	0.15
2.	Universiti Teknologi Malaysia	11	167	0.56
3.	Obafemi Awolowo University	10	112	0.68
4.	University of Johannesburg	10	184	0.96
5.	International Islamic University Malaysia	6	115	0.20
6.	Universiti Tunku Abdul Rahman (UTAR)	6	110	0.78
7.	University of Malaya	6	70	0.47
8.	Islamic Azad University	5	48	0.00
9.	University of Cagliari	5	217	0.69
10.	Federal University of Technology, Akure	4	33	0.35
11.	Lagos State University Ojo, Lagos	4	66	0.45
12.	North Carolina A and T State University	4	84	0.68
13.	Universiti Kebangsaan Malaysia	4	24	0.00
14.	Universiti Putra Malaysia	4	74	0.11

Housing; satisfaction; residential satisfaction T.20949

2014 to >2017



no subject area filter selected



ASJC

[Data sources](#)

Summary

Institutions

Countries

Authors

Scopus Sources

Keyphrases

Top authors

Worldwide



Chart



Table

Export

Top 500 authors in this Topic, by Scholarly Output

View on Chart Add to panel

<input type="checkbox"/>	Author	Affiliation	Scholarly Output	Views Count	Field-Weighte...
1. <input type="checkbox"/>	Aigbavboa, Clinton	University of Johannesburg	9	166	1.05
2. <input checked="" type="checkbox"/>	Ibem, Eziyi Offia	Covenant University	6	128	0.27
3. <input type="checkbox"/>	Thwala, Wellington Didibhuku	University of Johannesburg	6	144	1.34
4. <input type="checkbox"/>	Aliu, Ibrahim Rotimi	Lagos State University Ojo, Lagos	4	66	0.45
5. <input type="checkbox"/>	Bonaiuto, Marino	Unknown institution	4	177	0.86
6. <input type="checkbox"/>	Mohit, Mohammad Abdul	International Islamic University Malaysia	4	77	0.24
7. <input checked="" type="checkbox"/>	Aduwo, Egidario Bridget	Covenant University	3	56	0.00
8. <input type="checkbox"/>	Ahn, Mira	Texas State University	3	70	0.90
9. <input type="checkbox"/>	Ali, Hishamuddin Mohd	Universiti Teknologi Malaysia	3	53	0.14
10. <input type="checkbox"/>	Chang, Ruidong	National University of Singapore	3	136	1.36
11. <input type="checkbox"/>	Fornara, Ferdinando	Unknown institution	3	171	1.15
12. <input type="checkbox"/>	Gan, Xiaolong	Southwest University	3	136	1.36