

See discussions, stats, and author profiles for this publication at: <https://www.researchgate.net/publication/326001658>

Rheology of Gum Arabic Polymer and Gum Arabic Coated Nanoparticle for Enhanced Recovery of Nigerian Medium Crude Oil under Varying Temperatures

Article in *Data in Brief* · June 2018

DOI: 10.1016/j.dib.2018.06.075

CITATIONS

0

READS

63

4 authors:



Oyinkepreye Orodu

Covenant University Ota Ogun State, Nigeria

50 PUBLICATIONS 99 CITATIONS

[SEE PROFILE](#)



Kale Orodu

Covenant University Ota Ogun State, Nigeria

5 PUBLICATIONS 11 CITATIONS

[SEE PROFILE](#)



Richard O. Afolabi

Covenant University Ota, Nigeria

15 PUBLICATIONS 29 CITATIONS

[SEE PROFILE](#)



Dafe Abel Eboh

Covenant University Ota Ogun State, Nigeria

3 PUBLICATIONS 0 CITATIONS

[SEE PROFILE](#)

Some of the authors of this publication are also working on these related projects:



Holistic Wellbore Sidetrack Evaluation for Reservoir Management [View project](#)




Evaluation of the Rheological Parameters of Local Bentonite Mud treated with Nanoparticles and its Impact on Drilling Performance [View project](#)

Author's Accepted Manuscript

Rheology of Gum Arabic Polymer and Gum Arabic Coated Nanoparticle for Enhanced Recovery of Nigerian Medium Crude Oil under Varying Temperatures

Oyinkepreye D. Orodu, Kale B. Orodu, Richard O. Afolabi, Eboh A. Dafe



www.elsevier.com/locate/dib

PII: S2352-3409(18)30726-1

DOI: <https://doi.org/10.1016/j.dib.2018.06.075>

Reference: DIB2770

To appear in: *Data in Brief*

Cite this article as: Oyinkepreye D. Orodu, Kale B. Orodu, Richard O. Afolabi and Eboh A. Dafe, Rheology of Gum Arabic Polymer and Gum Arabic Coated Nanoparticle for Enhanced Recovery of Nigerian Medium Crude Oil under Varying Temperatures, *Data in Brief*, <https://doi.org/10.1016/j.dib.2018.06.075>

This is a PDF file of an unedited manuscript that has been accepted for publication. As a service to our customers we are providing this early version of the manuscript. The manuscript will undergo copyediting, typesetting, and review of the resulting galley proof before it is published in its final citable form. Please note that during the production process errors may be discovered which could affect the content, and all legal disclaimers that apply to the journal pertain.

Data Article

Title: Rheology of Gum Arabic Polymer and Gum Arabic Coated Nanoparticle for Enhanced Recovery of Nigerian Medium Crude Oil under Varying Temperatures

Authors: Oyinkepreye D. Orodu, Kale B. Orodu, Richard O. Afolabi*, Eboh A. Dafe

Affiliations: Department of Petroleum Engineering, Covenant University, P.M.B 1023, Ota, Ogun State, Nigeria.

***Contact email:** richard.afolabi@covenantuniversity.edu.ng

Abstract: The dataset in this article are related to the rheology of dispersions containing Gum Arabic coated Alumina Nanoparticles (GCNPs) and Gum Arabic (GA) polymer for Enhanced Oil Recovery (EOR) of Nigerian medium crude oil under varying temperatures. The data included the viscosity of the dispersion containing GCNPs compared to GA at different shear rates. In addition, data on the rheological properties (plastic viscosity, yield point, and apparent viscosity) of the dispersions under varying temperatures was also presented.

Keywords: Oil Recovery; Temperature Effect; Gum Arabic; Nanoparticles; Nigerian Medium Crude Oil

Specifications Table

Subject area	<i>Petroleum Engineering</i>
More specific subject area	<i>Enhanced Oil Recovery/Tertiary Oil Recovery</i>
Type of Data	<i>Tables and Figures</i>
How Data was Acquired	<i>Rheological Study using the OFITE[®] Model 800 Viscometer</i>
Data Format	<i>Raw Data</i>
Experimental Factors	<i>Varying Temperatures</i>
Experimental Features	<i>1. GCNP preparation using Al₂O₃ nanoparticles and Gum Arabic 2. A rheological study using OFITE[®] Model 800 Viscometer at different temperatures for GA polymer and GCNPs</i>
Data Source Location	<i>Department of Petroleum Engineering, Covenant University,</i>

Value of Data

- The data shows the relevance of polymer coated nanoparticles for the recovery of crude oil from conventional reservoirs under high-temperature conditions. The underlying mechanism in the thermal behavior of the GCNPs is required in explaining the trend in viscosity transition from 100 – 150⁰C as captured in Figures 1(a-c).
- The data presented also shows that the quantity of nanoparticles in the GCNPs have a direct impact on the viscous property for the recovery of oil beyond the capacity of GA polymer flooding under high-temperature conditions (Table 2 and Figure 2). This further indicates that a detailed characterization of the structural state and impact on nanoparticle content on the rheological performance of GCNPs is required.
- The results obtained calls for a detailed study of the mechanisms at play with respect to the polymeric and surfactant property of Gum Arabic. Likewise, the performance of Gum Arabic should be evaluated and compared to that of known and standard polymers used in the industry.

1. Data

Nanoparticles are reported in [1] [2] and [3] to improve oil recovery but its instability paved the way for stable polymer-coated nanoparticles [4] [5]. The dataset presented in this paper provides an experimental investigation on temperature effect on the rheology of Gum Arabic (GA) polymer and Gum Arabic Coated Nanoparticle (GCNPs) for Enhanced Recovery of Nigerian Medium Crude Oil. Gum Arabic is a naturally occurring polymer that is abundant in Nigeria and Sudan. Table 1 shows the dataset on the rheological properties of Gum Arabic Polymer, GCNPs (1.33 wt% GA - 5 wt.% NP, GCNPs) and GCNPs (1.33 wt% GA - 3 wt.% NP, GCNPs) at varying temperatures and shear rates. Table 2 shows the viscosity data values for GA and GCNPs at given

temperatures of 25, 50, 100 and 150 deg C. Whereas Figure 1 displays graphically, Viscosity profile for (a) GA polymer solution (b) GCNPs (1.33wt.% GA-5wt.% Nanoparticles) (c) GCNPs (1.33wt.% GA-5wt.% Nanoparticles. Figure 2 displays the viscosity profile of GA polymer and GCNPs at 25, 50, 100 and 150 deg C

2. Experimental Design, Materials and Methods

2.1 Preparation of Gum Arabic Coated Nanoparticles (GCNPs)

The nanoparticle in use was Al_2O_3 (30-60 nm, purity greater than 99 %; manufactured by Sigma Aldrich and purchased from Equilab Solutions in Nigeria.). 50 g of Al_2O_3 was dispersed in 1 liter of deionized water to make nano-fluid suspensions, making a 5wt.% mixture. It was further diluted to 3wt.% in order to completely carry out further experiments. The Gum Arabic (a polymer; purchased locally in Nigeria) was mixed with the prepared nanofluids at a concentration of 1.33 wt. %. Finally, the concentration of GCNPs prepared are 1.33 wt.% Gum Arabic – 3.0 wt.% Al_2O_3 Nanoparticles –GCNPs and 1.33 wt.% Gum Arabic – 5.0 wt.% Al_2O_3 Nanoparticles – GCNPs.

2.2 Rheological Analysis of Gum Arabic (GA) and Gum Arabic Coated Nanoparticles (GCNPs)

The OFITE Model 800 (8-Speed) Viscometer was used to obtain dial readings, θ , at various RPM (Revolution per Minute) values (3, 6, 30, 60, 100, 200, 300, and 600). Based on the API specification 13A, the equations (1) to (3) was used in estimating the rheological properties of the prepared drilling mud.

$$\text{Plastic Viscosity (PV), cp} = \theta_{600} - \theta_{300} \quad (1)$$

$$\text{Yield Point (YP), } \frac{\text{lb}}{100\text{ft}^2} = \theta_{300} - \text{PV} \quad (2)$$

$$\text{Apparent Viscosity (AV), cp} = \theta_{600}/2 \quad (3)$$

θ_{600} and θ_{300} are the dial readings at 600 and 300 RPM respectively. The viscosity values were calculated using the relationship in equation (4) as specified in the OFITE operational manual (1cp is equivalent to 10^{-3} Pas).

$$\eta = KF \frac{\theta}{\text{RPM}} \quad (4)$$

η is the viscosity in cp, K is the machine constant of the Rotor – Bob combination (R1B1) = 300, F is the spring factor = 1 for the R1B1 combination.

Acknowledgment

The authors would like to thank the management of Covenant University for providing the needed facilities to carry out this research.

References

- [1] Bennetzen, M. V. & Mogensen, K. Novel Applications of Nanoparticles for Future Enhanced Oil Recovery. *International Petroleum Technology Conference*, Kuala Lumpur, 2014, 1-14.
- [2] Roustaei, A. & Barzagadeh, H. Experimental Investigation of SiO₂ Nanoparticles on Enhanced Oil Recovery of Carbonate Reservoirs. *Journal of Petroleum Exploration and Production Technology*, 2014, 5: 27-33.
- [3] Roustaei, A., Moghadasi, J., Bagherzadeh, H., & Shahrabadi, A. An Experimental Investigation of Polysilicon Nanoparticles' Recovery Efficiencies through Changes in Interfacial Tension and Wettability Alteration, *SPE International Oilfield Nanotechnology Conference and Exhibition*, Noordwijk, Netherlands 2012, 1-7.
- [4] ShamsiJazeyi, H., Miller, C. A., Wong, M. S., Tour, J. M., & Verduzco, R. Polymer-Coated Nanoparticles for Enhanced Oil Recovery. *Journal of Applied Polymer Science* 2014, 131: 1-13.

- [5] Afolabi, R. O., Orodu, O. D., & Efevobkhan, V. E. Properties and Application of Nigerian Bentonite Clay Deposits for Drilling Mud Formulation: Recent Advances and Future Prospects. *Applied Clay Science*, 2017, 143: 39 – 49

Table 1: Rheology of Gum Arabic Polymer, GCNPs (1.33 wt% GA - 5 wt.% NP, GCNPs) and GCNPs (1.33 wt% GA - 3 wt.% NP, GCNPs)

Rheology of Gum Arabic Polymer				
Shear rate (1/sec)	Temperature deg C			
	25	50	100	150
	Viscosity (cp)			
1021.38	36	23.5	35.5	20
510.69	47	31	60	26
340.46	55.5	36	75	33
170.23	78	51	105	48
102.138	105	70	145	65
51.069	160	100	220	100
10.2138	450	250	600	400
Plastic Viscosity (cp)	25	16	11	14
Yield Point (lb/100ft²)	22	15	49	12
Apparent Viscosity (cp)	36	23.5	35.5	20
Rheology of (1.33 wt% GA - 5 wt.% NP, GCNPs)				
Shear rate (1/sec)	Temperature deg C			
	25	50	100	150
	Viscosity (cp)			
1021.38	42.5	32.5	40.5	31
510.69	64	56	68	51
340.46	67.5	58.5	85.5	51
170.23	102	84	120	81
102.138	135	120	165	95
51.069	200	170	250	150

10.2138	600	450	650	550
Plastic Viscosity (cp)	21	9	13	11
Yield Point (lb/100ft²)	43	47	55	40
Apparent Viscosity (cp)	42.5	32.5	40.5	31
Rheology of (1.33 wt% GA - 3wt.% NP, GCNPs)				
Shear rate (1/sec)	Temperature deg C			
	25	50	100	150
	Viscosity (cp)			
1021.38	39.5	27.5	36	26.5
510.69	60	47	65	44
340.46	58.5	46.5	78	37.5
170.23	93	75	105	63
102.138	110	85	150	75
51.069	180	140	210	110
10.2138	500	350	550	450
Plastic Viscosity (cp)	19	8	7	9
Yield Point (lb/100ft²)	41	39	58	35
Apparent Viscosity (cp)	39.5	27.5	36	26.5

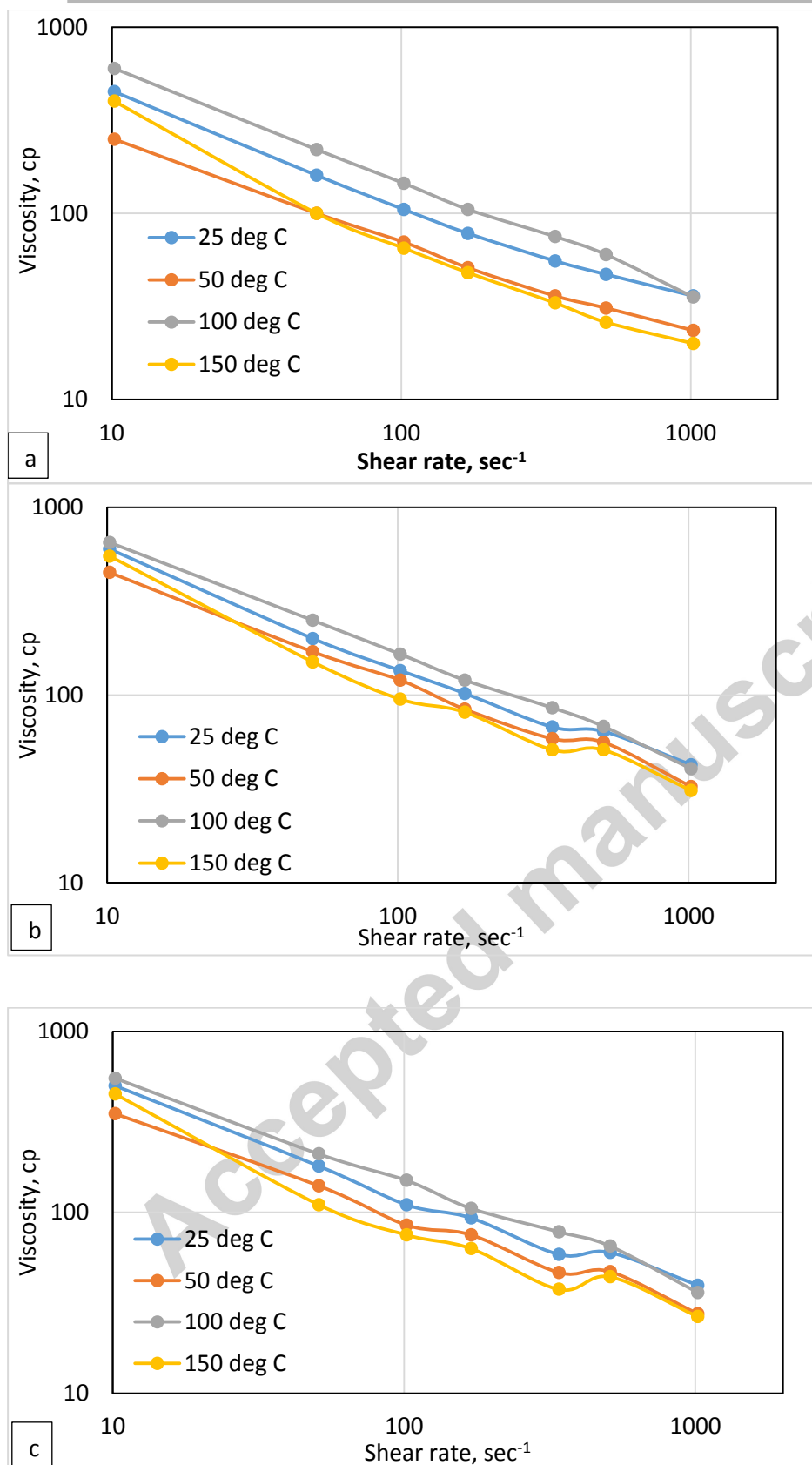
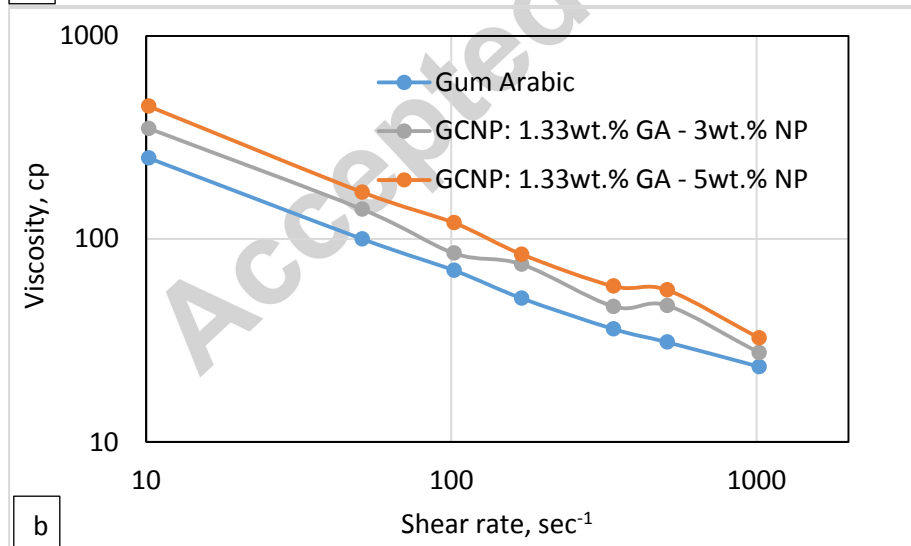
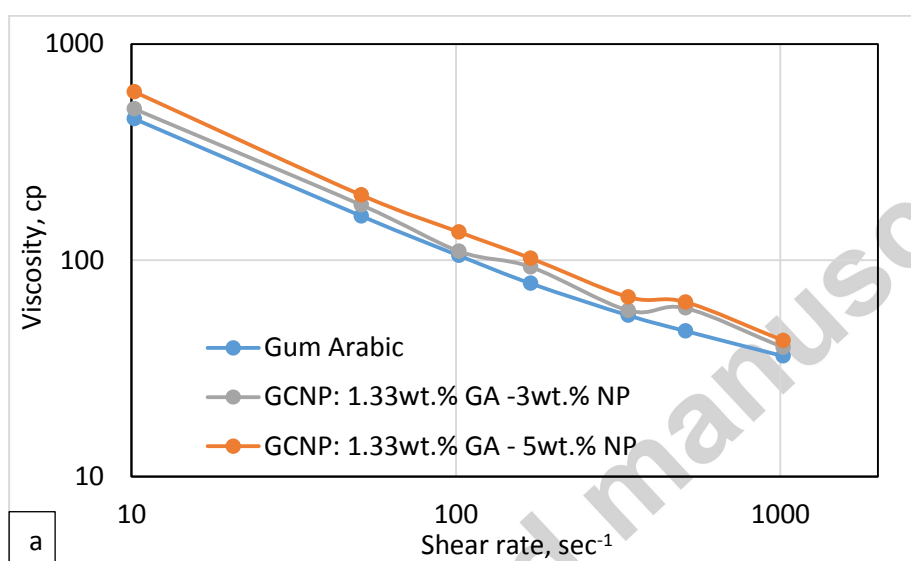


Figure 1: Viscosity profile for (a) GA polymer solution (b) GCNPs (1.33wt.% GA-5wt.% Nanoparticles) (c) GCNPs (1.33wt.% GA-5wt.% Nanoparticles)

Table 2: Viscosity values for GA and GCNPs at given temperatures of 25, 50, 100 and 150 deg C

Rheology @ 25 deg C			
Shear rate (1/sec)	GA	GCNP: 1.33-3wt%	GCNP: 1.33wt%- 5wt%
1021.38	36	42.5	39.5
510.69	47	64	60
340.46	55.5	67.5	58.5
170.23	78	102	93
102.138	105	135	110
51.069	160	200	180
10.2138	450	600	500
Rheology @ 50 deg C			
Shear rate (1/sec)	GA	GCNP: 1.33-3wt%	GCNP: 1.33wt%- 5wt%
1021.38	23.5	32.5	27.5
510.69	31	56	47
340.46	36	58.5	46.5
170.23	51	84	75
102.138	70	120	85
51.069	100	170	140
10.2138	250	450	350
Rheology @ 100 deg C			
Shear rate (1/sec)	GA	GCNP: 1.33-3wt%	GCNP: 1.33wt%- 5wt%
1021.38	35.5	40.5	36
510.69	60	68	65
340.46	75	85.5	78
170.23	105	120	105
102.138	145	165	150
51.069	220	250	210
10.2138	600	650	550
Rheology @ 150 deg C			
Shear rate (1/sec)	GA	GCNP: 1.33-3wt%	GCNP: 1.33wt%- 5wt%
1021.38	20	31	26.5

510.69	26	51	44
340.46	33	51	37.5
170.23	48	81	63
102.138	65	95	75
51.069	100	150	110
10.2138	400	550	450



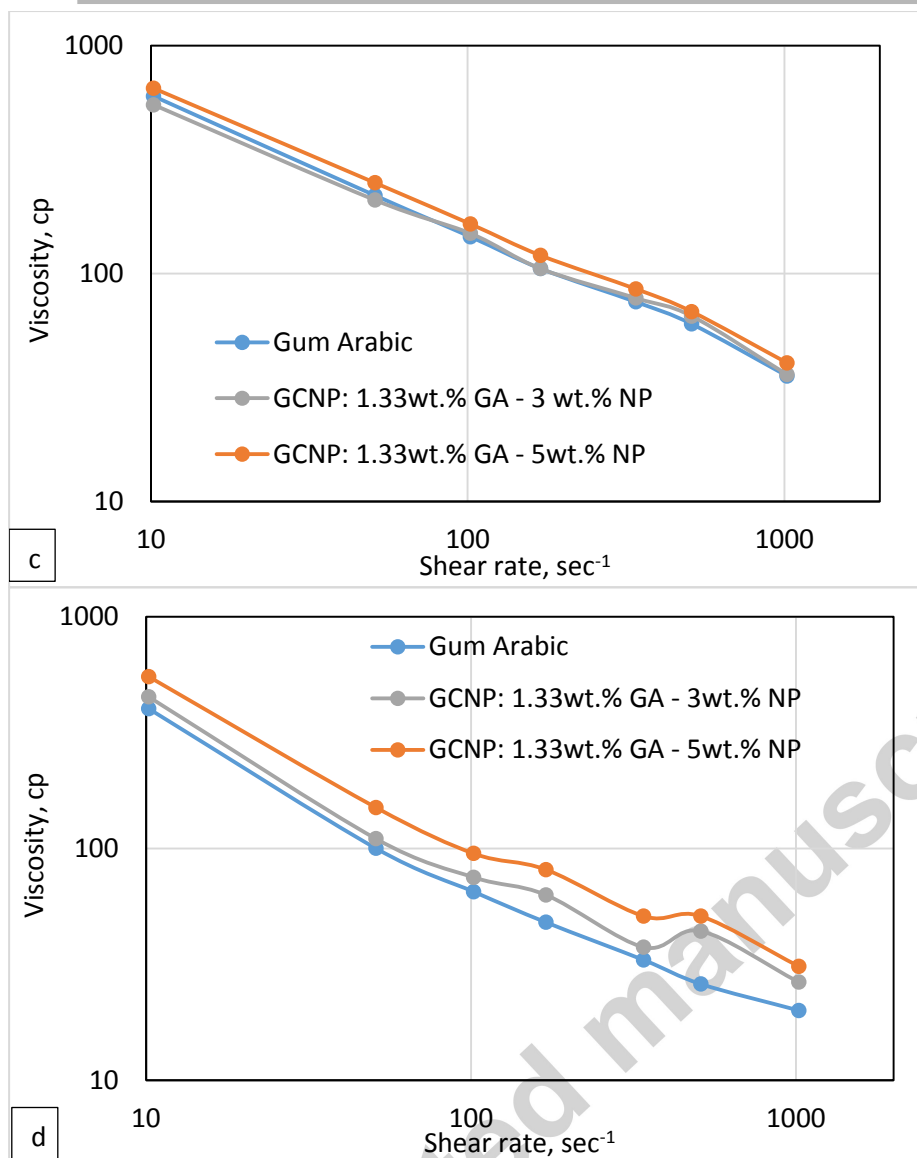


Figure 2: Viscosity profile (a) 25 deg C (b) 50 deg C (c) 100 deg C and (d) 150 deg C